

VINCI



Chateau d'Ax®

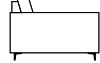
VINCI

PS14

COVERING: leather; not removable cover
FRAME CONSTRUCTION: hardwood load bearing rails, high density particle board, multilayer, mdf, glued, screwed and stapled
BACK CUSHIONS: feather and mixed feather
SEAT INTERIORS: polyurethane foam, memory foam, feather and mixed feather
BACK SUSPENSIONS: webbings (elastic belts)
SEAT SUSPENSIONS: webbings (elastic belts)
FEET: static elements: metal feet h. 16 cm




85 cm
33,46 inches



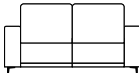
99 cm
38,97 inches

CA



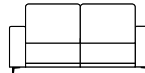
110 cm
43,30 inches

DA



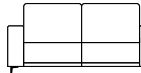
170 cm
66,92 inches

Y3




200 cm
78,74 inches

DC



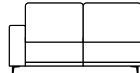
220 cm
86,61 inches

LM



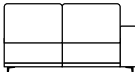
250 cm
98,42 inches

C1



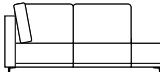
197 cm
77,55 inches

C2




197 cm
77,55 inches

HD




226 cm
88,97 inches

HE



226 cm
88,97 inches


JX



46 cm
18,11 inches

100x100 cm
39,37x39,37 inches

BA



40 cm
15,74 inches

65x65 cm
25,59x25,59 inches

All dimensions are approximate and for guidance only

Chateau d'Ax®