

MOD. 954E BELLAGIO

Revestido

Pele, microfibra, tecido
Executado com forras fixas

Estrutura

Estrutura em madeira maciça e derivados de madeira classe E1, revestida em espuma de poliuretano expandido

Enchimento das costas

Em espuma de poliuretano + penas

Enchimento dos assentos

Em espuma de poliuretano + penas

A suspensão das costas

é efectuada através de
Molas: Nosag

A suspensão dos assentos

é efectuada através de
Cintas elásticas


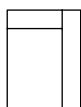
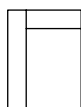
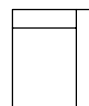
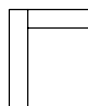
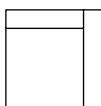
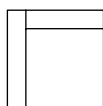
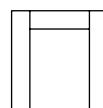
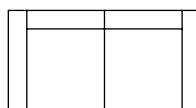
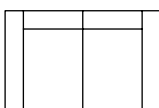
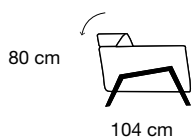
Apoio: tela anti-poeira

Informação adicional

Modelo com relax eléctrico



ELEMENTOS FIXOS



MOD. 954E BELLAGIO

Revestido

Pele, microfibra, tecido
Executado com forras fixas

Estrutura

Estrutura em madeira maciça e derivados de madeira classe E1, revestida em espuma de poliuretano expandido

Enchimento das costas

Em espuma de poliuretano + penas

Enchimento dos assentos

Em espuma de poliuretano + penas

A suspensão das costas

é efectuada através de
Molas: Nosag

A suspensão dos assentos

é efectuada através de
Cintas elásticas


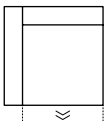
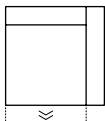

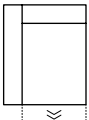
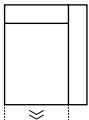
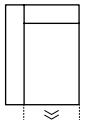
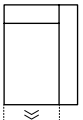
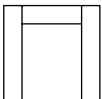
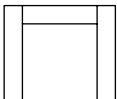
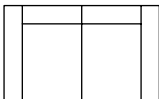
Apoio: tela anti-poeira

Informação adicional


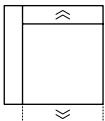
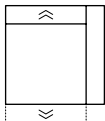

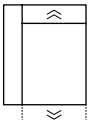
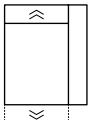
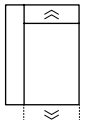
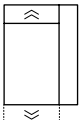
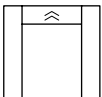
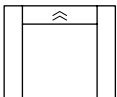
Modelo com relax eléctrico



ELEMENTOS COM RELAX ELÉCTRICO

						
104 cm	6Y	120 cm	N5	120 cm	OT	96 cm
						
C6	C5	104 cm	TZ	92 cm	TU	92 cm
						
X0	JU	136 cm	RN	188 cm		

ELEMENTOS COM RELAX ELÉCTRICO DUPLO MOTOR

						
104 cm	WY	120 cm	WI	120 cm	3X	96 cm
						
6R	6J	104 cm	18	92 cm	15	92 cm
						
T1	XM	136 cm				